

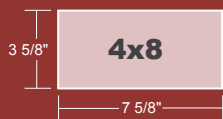



# PATTERN IDEAS

A 3/8" grout joint is recommended. It is required to properly install some nominal patterns shown.

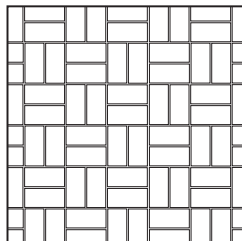
## 4X8



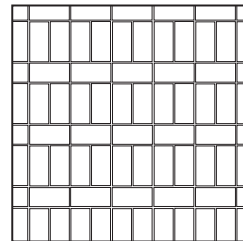
4x8 - Staggered  
(Grout joint - 3/8")



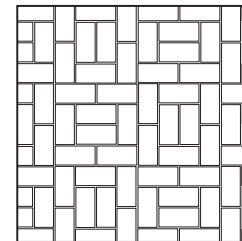
4x8 - Herringbone  
(Grout joint - 3/8")



4x8 - Basketweave  
(Grout joint - 3/8")



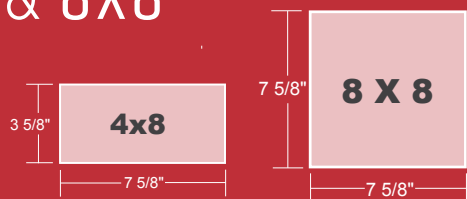


4x8 - Horizontal & Vertical  
(Grout joint - 3/8")




4x8 - Boxed Basketweave  
(Grout joint - 3/8")


## 4X8 & 8X8




4x8 & 8x8 - Staggered Rows  
(Grout joint - 3/8")



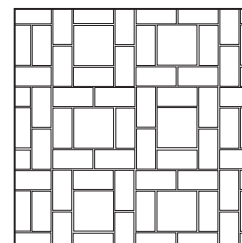
4x8 & 8x8 - Flip Flop  
(Grout joint - 3/8")



4x8 - Basketweave Variation  
(Grout joint - 3/8")


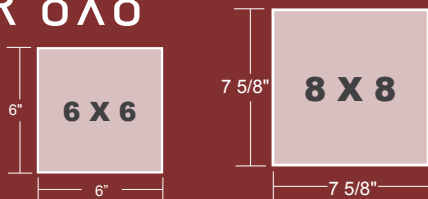


4x8 & 8x8 - Stacked  
(Grout joint - 3/8")




4x8 & 8x8 - Boxed Basketweave  
(Grout joint - 3/8")

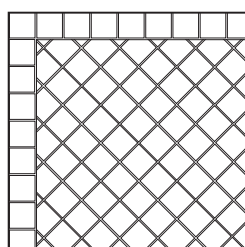
## 6X6 OR 8X8



Stacked Bond  
(Grout joint - 3/8")



Staggered Stacked Bond  
(Grout joint - 3/8")



Diamond Stacked Border  
(Grout joint - 3/8")



**METROPOLITAN**  
C E R A M I C S

*Ironrock Since 1866*